
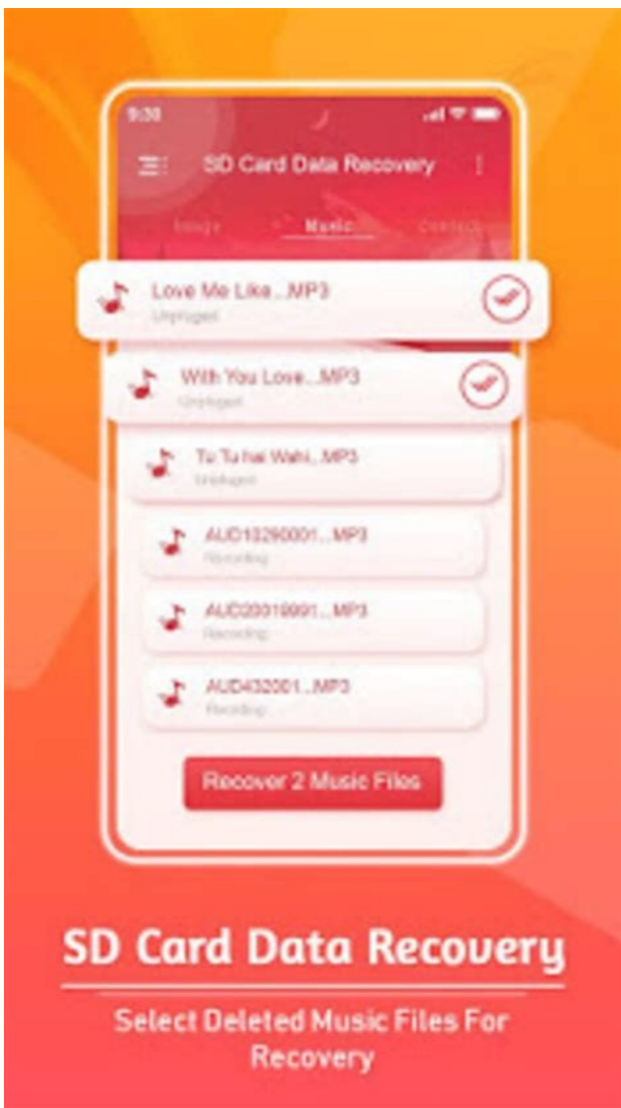



Recovery sd card apk

 I'm not robot  reCAPTCHA

[Continue](#)





Sd card recovery mod apk. Sd card and disk video recovery free apk. Data recovery sd card apk. Sd card recovery for android mobile apk. Format sd card recovery apk. Blank sd card recovery apk. Recovery sd card apk download. Sd card data recovery pro apk.

Finding out that your important files have disappeared from Android can be devastating. This can happen due to rooting error, hardware failure or accidental deletion. Fortunately, there are many applications that you can use to recover photos, documents and videos. In creating this list, we made sure to include both paid and free Android apps as well as software in this article. It is also approved by Google Play which means they are safe. Let's take a look at them and see which app is the best for SD card data recovery. Why should I use an Android recovery app? Data recovery software is used to find and restore missing or damaged files on your phone in case of unforeseen circumstances. This is possible because deleted data still exists on the phone unless it is overwritten with new information. You can find your files manually, but it's not very convenient. A good recovery app saves time and nerves, which makes it valuable. Even if you currently have no problems, we recommend that you install them. The truth is that all your files are more or less vulnerable to corruption. You never know when this will happen, so it's better to be prepared just in case. When your Android device is physically damaged, it is still possible to recover important photos and videos stored on the SD card. How to increase the chances of recovering files? For best results, act quickly as lost data can easily be replaced with new files. For this reason, it is important to download and install new apps. It is better to turn off the internet for a while, as applications may be updated in the background. How to choose an SD Card Data Recovery App Choosing the right file recovery app is not as easy as it sounds. Before making a decision, answer the following questions: 0 Which files do you want to recover? There are many great free recovery apps that can help you recover photos, WhatsApp messages and call logs. However, if you want to recover video, audio and less common formats, paid premium apps will be more efficient. 0 What's your budget? Do you want to pay for a subscription or are you just looking for free recovery apps? Don't forget that many premium apps offer a free trial so you can check which files are recoverable. There are few things more annoying than buying an expensive SD card data recovery app for AndroidDetection that your important files have disappeared from Android may be destructive. This may result from a combination of combing, equipment failure or accidental removal. Fortunately, there are many programs that will help restore photos, documents and films. After creating this list, we were convinced that both Android and free applications were paid. All programs in this article also confirm Google Play, which means that they are safe to use. Let's look at them and see which of them is the best to recover from the SD card. Why should I use the Android recovery application? Data recovery software is used to detect and restore missing or damaged files on the phone in unexpected circumstances. This is possible because the deleted data still exist on the phone, unless it has been rewritten by new information. You can find your files by hand, but it's not completely convenient. A good recovery program will save time and nerves, which makes it valuable. Even if you have no problem at the moment, we recommend installing them. The truth is that all your files are one-off or otherwise. You can never know when it will happen, so it's better to be prepared in a specific case. If the Android device is physically damaged, you can still restore important photos and videos stored on the SD card. How to increase the likelihood of recovery of files? You need to work quickly to achieve the best results, because you can easily rewrite lost data using new files. That is why it is important to stop sending and implementing new programs. It is better to turn off the internet for a moment, because the programs can be started in the background. How to choose a program to restore the SD card to choose the correct recovery file program is not as easy as it looks. Before making a decision, you must first answer the following questions: What files do you want to recover? There are several great free recovery programs that will help you recover images, WhatsApp messages and connection warehouses. However, if you want to recover movies, audio files and less popular formats, Premium paid applications will be more effective. 0, what is your budget? Do you want to pay for the subscription or are you just looking for free applications? Remember that most premium applications offer a free test that can be used to check which files can be restored. There are several more annoying things than buying an expensive Android application to restore SD cards data, only for aimingthat it can't help you. One of them is no refund. So always try the trial version before you start as you might be able to save a lot of money. ± How long do you have? Are you in a hurry to recover important documents or do you have enough time for an in-depth analysis that is likely to find other files? , Do you want to use roots? Roofing offers users full access on Android. Without this, you can only create a limited scan that may not find all the files you want to recover. However, rooting your device is more vulnerable. If you don't know what you're doing, you can cause more harm than good. When choosing your device, choose an application that you absolutely trust, otherwise it may leak your private information. 0 ¿Can this application recover my files? Not all applications support external storage recovery like SD cards. Make sure you do a thorough search before engaging. 5 Best Android Applications to Recover Data from SD Card 1. DiskDigger - Photo Recovery DiskDigger is a popular update software to recover lost pictures from memory cards, Android internal memory, HDD and USB readers. The user and free for use does not require rooting of the comfortable renewal photos of disadvantages, can have poor catering resolution only for photos and videos. User Experience: We loved DiskDigger for its clean interface and user experience. The application has a solid recovery and can recover up to 80% of files. If any of your data was also stored on internal memory, you have limited analysis without race. However, full digitization also gives you the opportunity to recover videos. When I invoke Android. DiskDigger also gives you the option to select the partition to scan. If you want to find an SD card, look for a folder that ends with /mnt/sdcard/. DiskDigger will prompt you to identify the files you are looking for, which makes it work much faster. After scanning, I had the option to filter the files by type and size by pressing the device icon. You can also use the selection box to determine the minimum size, which can make your search easier. Once I found my photos lost, the application gave me 3 ways to recover them: save to device, save to application and save to FTP. I chose to save the application because I can transfer my data to someone in the cloud storage in the form of a dropbox or via email. Overall, Digger hard drive is good free software capableRestore your photos and videos. We didn't get the number of files you can recover. Transferring your photos is also very practical, which is a big plus. 2. Data Recovery 1 was a little reserved to list this. Because of its generic name, I couldn't find very reliable information on the subject, but it had a great score on Google Play, so I decided to give it a chance. The program launches as an all-in-one, as it can recover everything from images and important documents to just audio and video files. ProSblabla's fast scan Construction Scand can provide dedicated folders for an unorganized user experience: Data Recovery welcomes you with a minimalistic interface that allows you to choose from 4 recovery modes depending on the file types you want to recover. The app is quite fast without rooting and scanning your memory. However, I haven't found a way to go through specific locations, even though you can filter by time and size. This resulted in a somewhat tedious recovery process, and I wished there was a way to only see the files stored on the SD card. You get an overview of each file before you update, so that's something. After a while I was able to find 3 of the 4 files I was looking for. Data recovery allows you to save files on your phone or download them to Google. The second option is for premium users. In addition to updating, the program also allows you to clean junk files. I would not recommend this feature as the software crashed immediately after using it. If you want to get the most out of it, you'll need a Premium license, which is reasonably priced. A unique payment of \$12 will give you unlimited playback, cloud storage and delete all messages. For the price, I'd say it offers decent capabilities, but nothing worth having at home. 3. Greed Mobisaver. In addition, we have a product from Easteus, a popular company with more than 17 years of data recovery experience. Mobisaver claims to be the most intuitive Android recovery app that can easily find photos, contacts, messages and lost videos on your SD card and Android internal storage. Intuitive scanning of the professional interface without rooting against the expensive test is seriously limited to the user experience: Mobisaver has an elegant interface with 6 recovery modes for you to choose. In addition to the SD card, there are also photos and videos, call logs, WhatsApp, SMS and contact photos. Because of this criticism, I was only scanning my external memory stickMade fast enough. Easeus Mobisaver supports a total of 9 formats: JPG, GIF, TIF, BMP, PNG, MP4, MOV, AVI and 3GP. The program has output all files with size, format and date. Pictures also had thumbnail views and contacts had a phone number and a name, which made navigation easier. Although it is a free trial version, you can only play one file at the same time, which is not for everyone. To use it effectively, you have to acquire a single license and use root. The Pro version of Mobisaver costs \$ 39.95, which is a bit expensive, but offers unlimited restoration. Overall, I was not particularly impressed by Mobisaver, and judging according to the ratings of the users, I am not alone. 4. Dr.Fone Dr.Fone is one of the most popular restoration software with a user database in over 150 countries. The app is developed by Wondershare Technology, a Chinese software developer. It is a premium software that offers a solution for a variety of data loss scenarios. Advantages of FileWireless: Supports dozens of file types, including clones and backup tool User experience: Dr.Fone is a paid program, so I have experienced it with higher expectations than usual. In addition to photos, contacts and messages, you can also restore videos from the cache with the app. It supports many common formats such as JPG, PNG, BMP, GIF, MP4, 3GP, AVI, MOV, etc. A unique feature that takes off from the competition is the wireless file transfer between Android and PC. Just visit your online service, enter your 6-digit key and you're ready. Dr.Fone also offers a bag that works just like Mac or Windows. If you delete files with it, they can be restored without any problems later. There is also a Desktop version of Dr.Fone that is delivered with bonus tools. With Clone you can transfer all contacts with just one click to another phone. Root leads you directly and safely through the root process, and the backup ensures that all your important files are copied to your computer. All of this makes Dr.Fone one of the most user-friendly restoration software. But the question is how effective is it? Before installation, I deleted several files to evaluate their effectiveness, and Dr. Fone was able to restore about 90 % of it. Although it is not perfect, it worked pretty well in my case. If you choose the purchase, an annual license is available for \$ 39.95 and comprises 1 PC and up to 5devices. The license license costs 49.95 USD. However, if you want to get a table version with more tools, prepare for the release of USD 139.95 per year. In general, this is satisfactory, although quite an expensive application for renovation. 5. Finally, Stellar Phoenix Recovery, we have a program from Stellar Information Technology, a company from the Netherlands that specializes in data recovery. Recovering Stellar Phoenix data is completely free, which is why it has become popular among users. Propri is completely free, easy to use, you need to adapt Android Limited Recovery's capabilities. These files can be distinguished from the SD card and internal memory. The program allows you to preview all files, thanks to which you can always be sure that you play. Like Mobisaver, you can save files in the mass storage, on the FTP page or enable file exchange to send them to applications such as Facebook, Google and Gmail. Unlike some other entries on the list, Stellar Phoenix Data Recovery requires that the device be broken before use. The application is quite good in recovery, although it cannot be used to search for lost movies. Despite these minor failures, Phoenix Data Recovery is one of the best SD recovery applications for Android. FAQ, recovering important files is very unlikely if you don't use the program. If your Android does not work you can put the SD card into the reader connected to the computer and search for files using a program for recovery on your computer. Disk Digger is the best program for recovering remote photos from the SD card. It offers quick recovery of images, messages and connection diaries without determining any restrictions. Dr.fone offers a maximum return on each invested zloty and is able to play different types of video. These include MP4, AVI, 3GP and MOV. So what is the best data recovery program from the SD card? There is no simple answer to this question, it all depends on your needs. Some free programs are able to recover images and various documents, but it is also true that Premium often gives better results. This list has advantages and pros that will depend on the context. context

