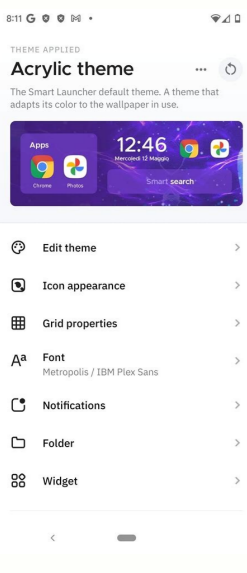
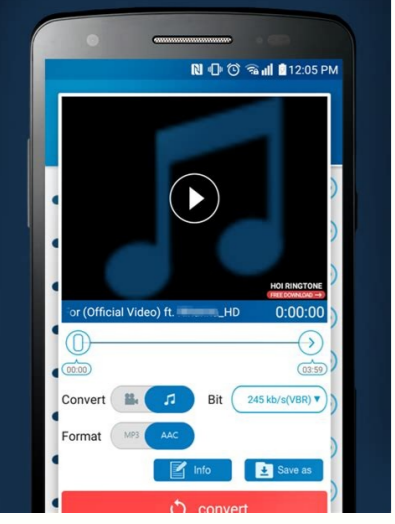
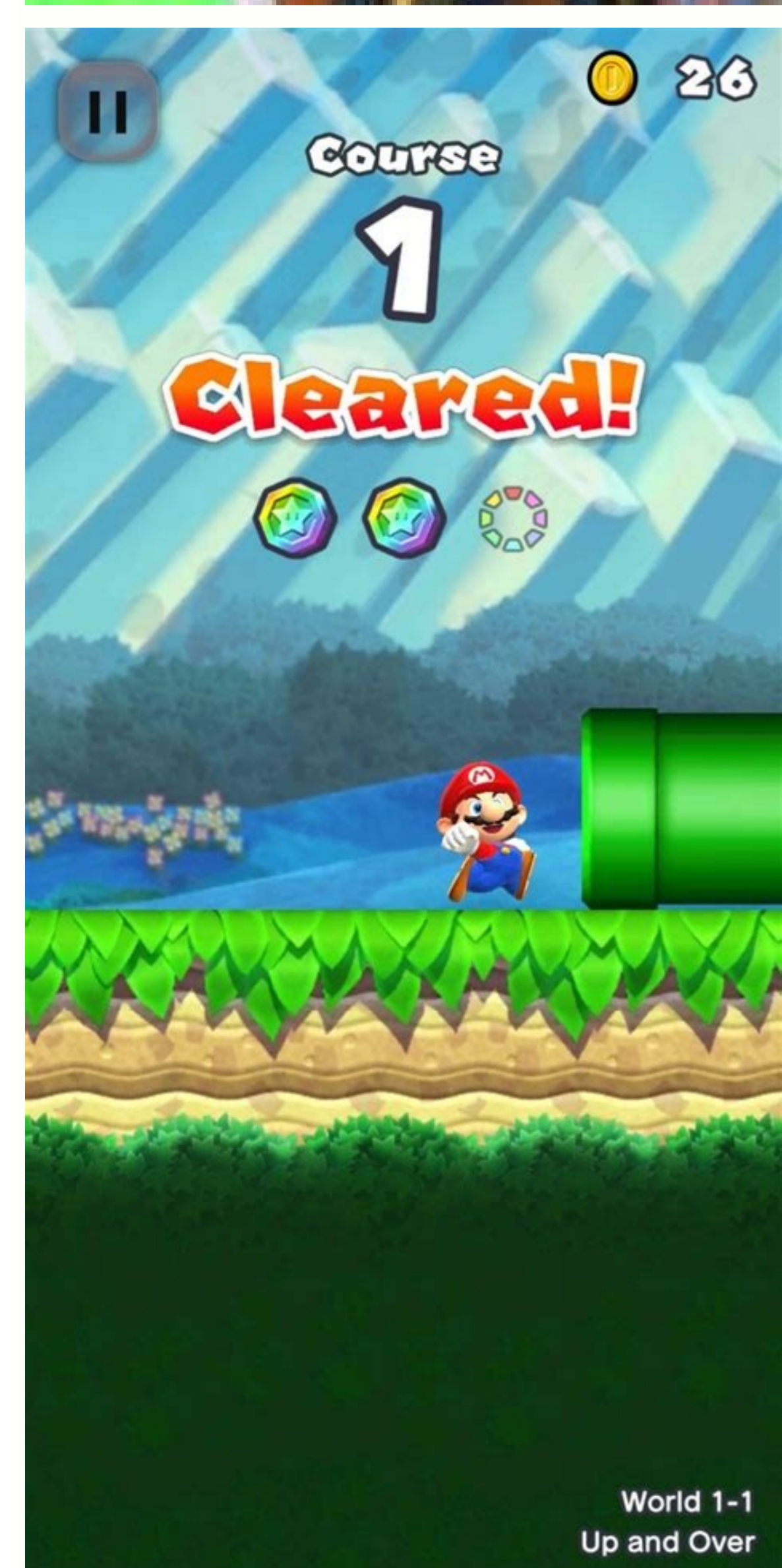


Download winrar for android apk

Continue

Trim your music
As you want





Download winrar for android apkpure.

The list of features includes the command to repair damaged ZIP and RAR files, a test function compatible with the Rarlab WinRAR test, recovery write, regular and recovery volumes, encryption, robust archives, use of multiple CPU cores for data compression. In addition to standard ZIP files, the decompressor supports ZIP and ZIPX formats with BZIP2, LZMA and PPMd compression. The Unrar command is available for all versions of RAR archives, including the latest RAR5. Both ISO UDF and ISO9660 file formats can be decompressed. If you want to help us translate RAR into your language, download the Android RAR language files from the RAR Extras section of www.rarlab.com and follow the instructions in the readme.txt file. Thanks a lot. What's new? Improved the performance of the "Restore" command for RAR5 archives protected by a recovery record. Now it can detect deletions and insertions of unlimited size, as well as mixed data, including data extracted from multiple protected archives with recovery records and combined into one file in random order. RAR was unable to restore the dictionary size saved in the compression profile, so the default size was used instead. Fixed crashes when unpacking corrupted RAR archives. Some important GZIP archives may incorrectly report "Checksum error". The Paste and Delete and Paste buttons appear on the toolbar after files have been copied to the clipboard. You can use the "Insert" button instead of the context menu to insert files. The "Paste" context menu command is also available. Hold down the Insert key to display the names of the files to be inserted. The top position of the file list shows the total number of SD cards and free folder sizes as well as

Added support for unpacking ZIP and ZIPX archives using the XZ compression algorithm. If a ZIP or ZIPX archive contains algorithms other than the usual "Save" or "Deflate", the names of the algorithms are displayed in the "Version to unpack" field in the archive information dialog. Fixed a crash when restoring a single volume from a multi-volume ZIP archive. Added warning message when displayed from abridged archives. Page 2 WinRAR is a powerful archive manager. It can backup your data, reduce the size of email attachments, open and decompress RAR, ZIP and create new archives in these and other popular file formats. Constantly creating smaller archives, WinRAR is often faster than the competition. Is WinRAR free? WinRAR is available as a trial version with access to all features. After 40 days, a pop-up window will appear asking you to purchase a license. However, you may continue to use the software without loss of functionality. One WinRAR license costs \$29 and removes all pop-up messages. Is WinRAR compatible with Windows 11? WinRAR is fully compatible with Windows 11. It also offers operating system compatible GUI elements such as rounded corners and layout anchoring. Is WinRAR available for macOS? The developers of WinRAR provide a version for macOS which they call RAR for macOS, but this is a command line only application. macOS supports native ZIP compression, for RAR compression and a full featured GUI we recommend Unarchiver or Keka. WinRAR supports all major compression formats (RAR, ZIP, CAB, ARJ, LZH, ACE, TAR, GZip, UUE, ISO, BZIP2, Z and 7-Zip). WinRAR is ideal for multimedia files. WinRAR automatically detects and selects the best compression method. A special compression algorithm compresses multimedia files, executable files and object libraries especially well. WinRAR allows you to easily split archives into separate volumes, allowing you to store them on multiple disks, for example. WinRAR is also ideal for sending data over the Internet. 128-bit password encryption and verified signature technology provide the security you've been looking for. WinRAR is shareware, which means you have the opportunity to test it thoroughly. The program can be used completely free of charge for 40 days. Download Notes: Alternatively, you can download the latest beta version of this software. what's new poppy andd they updated to 6.12 but windows is still 6.11. Added support for Gz archives with large archive comments. Previously, the command did not unpack gz archives when the comment size was larger than 16KB. Archived comments in gz archives are displayed in the comments window and recognized using the "Show Details" command. Large comments are partially displayed. Previous versions did not show Czip comments. Reserved device names followed by a file extension such as aux.txt are extracted as in Windows 11, even without the "Allow potentially incompatible names" option or the -oni command-line switch. Unlike previous versions of Windows, Windows 11 treats such names as regular files. Device names without an extension such as aux still need to unpack these options regardless of the version of Windows. Switch -mes can also be used to bypass the password prompt and stop adding files to an encrypted permanent archive. Additional measures are in place to prevent unsafe links from being pulled. Bugfixes: if a password longer than 127 characters was entered when extracting an encrypted archive using the RAR console, the text after the 127th character could be incorrectly recognized as user input by various later prompts; the wrong time of the archived file may be displayed in the overwrite prompt when extracting the file from the ZIP archive. This happened when such an archive contained an extended file time and was created in a different time zone. This did not affect the actual file time, which was set correctly when it was removed. Previous release notes WinRAR can extract the contents of .zst and .zipx archives using the Zstandard algorithm. Added support for Windows 11 Explorer context menus. Starting with Windows 11, an application can add only one top-level command or submenu to the Explorer context menu. If the "Cascading Context Menu" option is enabled in the "Integration Settings" dialog, this single item is a sub-menu that stores all the necessary WinRAR commands. If this option is disabled, only one unpack archive command and one archive command can be used.Regular files available. These commands can be selected using the "Context Menu Items..." button in the "Integration Settings" dialog. The old context menu option in the Preferences/Integrations dialog can be used in Windows 11 when WinRAR commands are not present in the original Windows "Show advanced options" context menu or third-party file managers' context menus. If there are already WinRAR commands here, do not check the "Deprecated context menus" box to avoid duplicating them. This option is not available in Windows 10 and earlier. Windows XP is no longer supported. The minimum required version of the operating system is Windows Vista. A Close item is added to the When Completed list on the Advanced page of the archive dialog box. Closes the WinRAR window after archiving is complete. Added "When done" list to the "Options" page of the extraction dialog. Allows you to select an action, such as shutting down your computer or closing WinRAR after extraction is complete. The -si switch can be used when retrieving or checking the read of archived data from standard input, for example B: Type docs.rar | ein rar x -si -o+ -pmywdummy docs\Although the archive name is ignored by this option, any dummy archive name must be specified on the command line. Operations that require reverse lookup are not available in this mode. It includes viewing archive comments, checking the recovery log, using quick open information, and working with multi-volume archives. Tasks that require user interaction are prohibited. Use the -of+|r| .p or -mes switches to suppress such requests. The new -ep4 switch excludes the path prefix when archiving or extracting if the path is at the beginning of the archive name. The path is compared with the names already prepared for archiving, without drive letters and source path separators. Example: rar and -ep4texts\books archive c:\texts\books\technical will remove "textbooks\books" from archive names so that they start with "technical". The new -mes switch skips encrypted files when extracting or testing. Replaces the previous -p switch.The -op switch specifies the target folder for the "x" and "e" extraction commands. Unlike the command line option, this switch also accepts paths without a trailing delimiter.-> When the "p" command is used to output a file to standard output, informational messages are automatically suppressed to prevent them from being mixed with the file data. The "Generate archive names by mask" option and the -ag switch consider only the first two characters "M" after "H" as minutes. Previously, any number of such characters were considered minutes. This allows you to place a time field before the date, such as -agHHMM-DDMMYY. In previous versions, any "M" in this line was treated as minutes. The maximum allowed data set size for RAR5 recovery has been increased to 1000% of the protected data size. The maximum number of volumes for RAR5 recovery can be up to 10 times the number of protected RAR volumes. Earlier versions of WinRAR cannot use the recovery item to restore damaged archives if the size of the recovery item exceeds 99%. Similarly, earlier versions cannot use recovery volumes if their number is equal to or greater than the number of RAR volumes. If the entered password exceeds the allowed limit of 127 characters and is shortened, a warning will be displayed. Previously, such passwords were automatically truncated. If there are reserved device names in the archive, an underscore character is placed at the beginning of these names during extraction. For example, aux.txt is converted to _aux.txt. This is to avoid compatibility issues with software that doesn't know such names. To avoid this conversion, you can use the "Allow potentially incompatible names" option in the "Advanced" section of the extraction dialog or the "-oni" command line option. WinRAR will try to empty the file cache before checking the archive. This helps check the actual data written to disk instead of reading a cached copy. Multiple -v switches specifying different sizes for different volumes are now also allowed for ZIP archives: WinRAR and -v100k -v200k -v300k arcname.zip Previously only a few -v switches were supported.RAR archives. The -si and -sm switches can be used in WinRAR.exe command line mode when extracting archives of any supported format, provided that these archives contain the extracted file sizes. Previously, these switches could only filter files by size in RAR and ZIP archives. The dialog for choosing a newer folder is invoked by pressing the Browse button on the WinRAR Settings/Paths page, the Repair and Convert commands, and several other similar places. Previously, a simpler XP-style folder selection dialog opened. When recovering from the system tray after the process is complete, the WinRAR window will be placed among other open windows so as not to interfere with the user's current activities. "650MB CD" is removed and "2GB volumes" are added to the list of predefined volume sizes in the Define Volume Sizes dialog box available from WinRAR "Settings/Compression". The Rename command selects part of the file name up to the last dot. She had previously chosen a full name. If the size of the SFX archive exceeds 4 GB during compression, an error message will be displayed immediately after this limit is exceeded. Previously, this error was reported only after compression was complete. Windows cannot run executable files of this size. The -en ignore and ignore All options were added to the recovery message. "Ignore" allows you to further process the part of the file that has already been read, and "ignore" - for all further reading errors. For example, if you archive a file that is partially blocked by another process and selected the read error message Ignore, only the portion of the file before that is archived.The region is archived. This can help keep long archiving processes running, but be aware that files archived with Ignore are incomplete. If the -y switch is specified, "ignore" is applied to all files by default. The previously available "Retry" and "Exit" options still read errors in the tooltips. In case of read errors, exit code 12 is returned in command-line mode. This code is returned for all read error message options, including the newly introduced 'Ignore' option. A previously fatal error code 2 is likely to be returned for read errors. When multiple archives are selected, the "Extract archives to" group of options in the Options page of the extraction dialog can be used to place the extracted files in a specific destination folder, individual subfolders within the destination folder, individual subfolders within archive folders, and archive folders directly. This replaces the "Extract archives to subfolders" option and is only available when multiple archives are selected. The new switch -ad2 puts the extracted files directly into the archive folder itself. Unlike -ad1, a separate subfolder is not created for each unpacked archive. The Advanced switches option in the Options dialog box of the archive and extraction allows you to specify WinRAR command line switches. This can be useful if the WinRAR GUI does not have an option corresponding to the switch. Use this feature only if you are familiar with WinRAR command line syntax and clearly understand what certain switches are for. Compression options in the "Benchmark" command have been changed to 32MB dictionary and "Normal" method. They follow the standard RAR5 mode and are more suitable for evaluating the typical performance of the latest versions of WinRAR than the earlier 4 MB "Best" designed for the RAR4 format. The latest benchmark results cannot be directly compared to previous versions. The new set of parameters gives different values, which are probably smaller because the size of the dictionary has increased by a factor of 8. Extracting some files from a fixed volume WinRAR tries to skip the volumes at the beginning and starts extracting from the volume closest to the specified file and resets the robust statistics. By default, WinRAR resets persistent statistics on startup of sufficiently large persistent volumes. If possible. For such volumes, extracting a subset of files from the middle of the volume set can now be faster. After extracting all archived files, there is no performance impact. Previously, if the user started extracting from a non-first volume and the first volume was available, WinRAR would automatically fall back to extracting from the first volume. Now WinRAR does this only if all volumes from the first to the specified one are available. A warning is displayed when closing WinRAR if one or more archived files have been modified by external applications but could not be saved back to the archive because the external application is still blocking them. Such a warning lists the files being edited and offers to exit immediately and lose the changes or return to WinRAR and close the editor. Previous versions displayed a similar warning when editing a file, but didn't prompt again when closing. The "Move to Recycle Bin" option in the "Delete Archive" option group in the Extraction dialog box puts deleted archives in the Recycle Bin instead of deleting them permanently. The new command "Clear History..." in the "Options" menu allows you to clear the names of recently opened archives in the "File" menu and clear drop-down lists with previously entered values in dialog boxes. These values include, for example, archive names in the archive dialog and target paths in the extraction dialog. For 7z archives, "File Time" options are now available in the "Advanced" section of the extraction dialog. Besides the modification time, when unpacking such archives, WinRAR can also set the creation time and the time of the last access. In the dialog "Settings/Integrations/Context Menu Items..." the option group "New" submenu items was added. These options allow you to remove the "WinRAR archive" and "WinRAR ZIP archive" entries in the "New" submenu of the Windows context menu. new conditionThis option is only used after clicking OK in both the context menu items and the parent Settings dialog box, and commands can be inserted before the program name in the SFX "Setup" command to run the program in a maximized, minimized, or hidden window. Example: Setup=setup.exe You can specify an additional high resolution logo for the SFX module. If such a logo is present, the SFX engine adapts it and displays it in high DPI Windows mode, which provides better visibility compared to resizing the standard logo. To define such a logo, use the High-Resolution SFX Logo option in the Advanced SFX Options dialog. Add a second timing switch in command line mode to set the logo to high resolution. The recommended high resolution PNG logo size is 186 x 604 pixels. If the archive currently open in WinRAR has been deleted or moved by another program, WinRAR will display "Unavailable" in front of the archive name in the header of the window. The window title and taskbar button also blink. The "General Information" option in the "Report" dialog has been renamed to "Headers and Summaries". In addition to all the information about the listed files and archives, it now also adds report column headers. If archive processing is started on a multi-monitor system via the Windows context menu, the WinRAR operation progress and dialogs use the context menu monitor. While basic multi-monitor support was present in previous versions of the shell extension for mouse-controlled commands, it has now been extended to include keyboard-triggered operations and moving files to archives. The new -imow switch allows you to select a monitor to display the progress of WinRAR operations and dialogs in command line mode. Use -imow1 for the primary monitor and -imow2 for the secondary monitor. For example, "WinRAR x -imow2 arcname" will start the extraction on the second monitor. It only works in command line mode and does not affect WinRAR's interactive GUI, even as a console RAR. The -idn switch hides the names of the archived output when archiving, extracting, and some other commands in the RAR console.Reports and overall percentage are not affected. You can use this switch to reduce visual clutter and console load when archiving or extracting many small files. Minor visual artifacts are possible with -idn, such as B. a percentage indicator overwriting some of the last characters of error messages. The previous "-im -show more info" switch has been changed to "-idv -show verbose output" for consistency with the RAR console message control options -id[c,d,p,q] and a potential naming conflict with the newer -imow switch, which to avoid. While WinRAR still recognizes both -im and -idv, support for -im may be removed in the future. You can add an optional variable %arcname% to the name of the compression profile. This variable will be replaced with the actual archive name. This can come in handy when using the "Add to context menu" profile option. For example, you can create a ZIP compression profile and set its name to "Add to %arcname%" so that it appears in the context menu with the actual name of the ZIP archive. The keyboard shortcuts Ctrl+C and Ctrl+Ins can be used in the Diagnostic Messages window to copy the content to the clipboard. More text is allowed in the taskbar icon notification area before longer text will be truncated. Also, this text is now truncated in the middle of the string, so both the command type and percent complete are still visible. For a clean install, if there are no previous version compression profiles, the "Files to save uncompressed" field in the newly created predefined compression profiles will be set to *.rar *.zip *.cab *.7z *.ace *.arj *.bz2 *.gz *.lha *.lzh *.tar *.tgz *.xz *.taz You can change this field and save the changed value later in the compression profile. Previous versions left this field blank for a clean install. The destination path history in the extract dialog considers paths like "Folder" and "Folder" to be the same path and only displays the "Folder" item. Previously, they had two entries in history. Removed "Enable Itanium Executable Compression" GUI option and "-mci" command line switch. OptimizedItanium executables are no longer supported. WinRAR can still decompress existing archives with executable Itanium compression. Fixed bugs "Lock", "Comment" and "Protect" commands could not be applied to multiple archives selected in the WinRAR file list at the same time. The SFX archiving process did not complete after the extraction was complete on Windows 10 if the archiving comment contained "Setup" and "SetupCode". ", did not include the "TempMode" command and the installer ran for more than 8 minutes. Compression profiles with quotes in the profile name could not be invoked from the explorer context menu. has been at the forefront of file compression for over 20 years. No other file compression tool is as easy to use and offers a comprehensive and innovative set of features to help you save time and disk space and increase productivity. The new WinZip introduces new features that make it even easier to compress and decompress files, as well as encrypt sensitive information you share Files quickly and securely, and back up important data automatically. With a powerful new architecture for better archiving performance, a simplified user interface, an innovative desktop gadget, and improved file sharing, this release represents the best in WinZip technology. File Compression software With simple tools and drag-and-drop functionality, WinZip helps you create compressed files in the following formats: Zip, LHA, and Zipx (our smallest Zip file yet) Don't know which format to use? Let WinZip choose the best compression method for maximum efficiency! You can even create self-extracting zip files, perfect for distribution to recipients who may not have WinZip. WinZip also offers improved compression of photos and images. With one click you can compress your digital photos and graphics by 20-25% without sacrificing quality or data integrity. This allows youFiles faster and more space on a flash drive, CD/DVD or hard drive. File Decompression In addition to file compression, WinZip instantly opens and extracts the contents of the industry's widest range of compressed file types, including Zip, Zipx, RAR, 7Z, BZ2, LHA, CAB, IMG, ISO and most other file archive formats. Supported file formats: Zip (.zip) Zipx (.zipx) RAR (.rar) 7Z (.7z) BZ2 (.bz, .bz2, .tbz, .tbz2) LHA/LZH (.lha, .lzh) Cabinet (.cab) Disk Image (.img, .iso) TAR (.tar) GZIP (.gz, .taz, .tgz) Compression (.tz, .z) UUencode (.uu, .uue) XXencode (.xxe) MIME (.b64, .mim) BinHex (.bhx, .hqx) Most other compressed files Simple WinZip File Encryption As an added security feature, WinZip also automatically deletes or "shreds" temporarily extracted copies of encrypted files that the US Dept. Defense Standard (DoD 5220.22-M). This automatic action prevents recovery and misuse of protected files. File Sharing Use WinZip to organize and compress data into convenient, logical groups perfect for sharing! Smaller file sizes mean faster uploads/downloads and seamless email attachments that don't clog email servers. With WinZip's powerful encryption capabilities, you can also password protect your compressed files to prevent third parties from gaining unwanted access to your data, making it perfect for sharing! WinZip includes handy zip and email tools so you can zip, encrypt, and send a file right from the WinZip window, without having to open other applications. It allows you to work non-stop and share files quickly, securely, and seamlessly! WinZip 15 offers extensive support for most email and webmail applications - once configured, you can zip and email files from virtually any email address! Additionally, WinZip 15's zip and email features include image resizing that lets you resize, compress, and email images in one easy step! Back up files to avoid data loss Use WinZip for everyone!File compression, encryption, data sharing and data backup! WinZip is only \$29.95 for a single-user license and is available in two product versions: WinZip Standard and full-featured WinZip Pro. View the feature matrix for a list of key WinZip 16 features and to compare product versions. System Requirements Packaging and Sharing in the Cloud Protect your files in the cloud and save space by packaging them first. WinZip 17 lets you connect to cloud services like Google Drive, SkyDrive, and Dropbox. Compress files before uploading, open ZIP files stored in the cloud, or select files from the cloud to compress and share. Manage and share files from the cloud See and organize all your files in the cloud right from WinZip 17, even if you use multiple services. WinZip connects you to your clouds, including Google Drive, SkyDrive and Dropbox, so you can easily link and share your files through your own email. Archive and share on social media Share files of any size and type on Facebook, Twitter and LinkedIn with the ZipShare web app. Just write a message, add your files and publish them. No additional software is required. Resize Images Instantly resize images to more convenient sharing sizes without using complex image editing software. It makes sharing photo albums a breeze! Convert files to PDF Convert Microsoft Office documents to PDF files if they have been compressed with WinZip's built-in PDF converter. This allows you to hide metadata and make documents read-only for added security. Add a Watermark Prevent unauthorized copying, add traceability, and protect your photos and files by adding your own watermark to images and PDFs. More intuitive user interface. Context-sensitive toolbars change based on the task, making it easy to find the tools you need to pack, unpack, share, and more. What's new: The user interface has been redesigned - elements have been moved, renamed and rearranged for your convenience. New Applets - New applets for working with PDFs, photos and backups.means to update them without reinstalling. Convert PDF to other file types - WinZip Pro users can convert PDF files to other documents and/or image files. A new cloud is offered for your NAS drive - if you have a NAS drive that provides a personal cloud service; WinZip can now be configured to use it. Whatat

